

May 27, 2026

Corporate Relationship Department
BSE Limited
Phiroze Jeejeebhoy Towers,
Dalal Street, Mumbai – 400 001

National Stock Exchange of India Limited
Exchange Plaza, Plot No. C-1,
Block G, Bandra – Kurla Complex,
Bandra (East), Mumbai – 400 051

Script Code: 522281

Symbol: RAMRAT

Sub.: Disclosure under Regulation 30 of the SEBI (Listing Obligations and Disclosure Requirements) Regulations, 2015 (the “Listing Regulations”) – Investor Presentation

Dear Sir/Madam,

Pursuant to Regulation 30 of the Listing Regulations, we enclose herewith the Investor Presentation on the Audited financial results of the Company for the quarter and financial year ended on March 31, 2026.

The presentation is also being hosted on the website of the Company at www.rrshramik.com.

You are requested to take on record the same.

Thanking you,

Yours faithfully,

For Ram Ratna Wires Limited

Saurabh Gupta
AGM - Company Secretary
M. No.: F13652

Encl: as above



RAM RATNA WIRES LIMITED




This presentation and the accompanying slides (the “Presentation”), which have been prepared by **Ram Ratna Wires Limited** (the “Company”), have been prepared solely for information purposes and do not constitute any offer, recommendation or invitation to purchase or subscribe for any securities, and shall not form the basis or be relied on in connection with any contract or binding commitment whatsoever. No offering of securities of the Company will be made except by means of a statutory offering document containing detailed information about the Company.

This Presentation has been prepared by the Company based on information and data which the Company considers reliable, but the Company makes no representation or warranty, express or implied, whatsoever, and no reliance shall be placed on, the truth, accuracy, completeness, fairness and reasonableness of the contents of this Presentation. This Presentation may not be all inclusive and may not contain all of the information that you may consider material. Any liability in respect of the contents of, or any omission from, this Presentation is expressly excluded.

Certain matters discussed in this Presentation may contain statements regarding the Company’s market opportunity and business prospects that are individually and collectively forward-looking statements. Such forward-looking statements are not guarantees of future performance and are subject to known and unknown risks, uncertainties and assumptions that are difficult to predict. These risks and uncertainties include, but are not limited to, the performance of the Indian economy and of the economies of various international markets, the performance of the industry in India and world-wide, competition, the company’s ability to successfully implement its strategy, the Company's future levels of growth and expansion, technological implementation, changes and advancements, changes in revenue, income or cashflows, the Company's market preferences and its exposure to market risks, as well as other risks. The Company's actual results, levels of activity, performance or achievements could differ materially and adversely from results expressed in or implied by this Presentation. The Company assumes no obligation to update any forward-looking information contained in this Presentation. Any forward-looking statements and projections made by third parties included in this Presentation are not adopted by the Company and the Company is not responsible for such third-party statements and projections.

All Maps used in the presentation are not to scale. All data, information, and maps are provided "as is" without warranty or any representation of accuracy, timeliness or completeness.



Financial Highlights

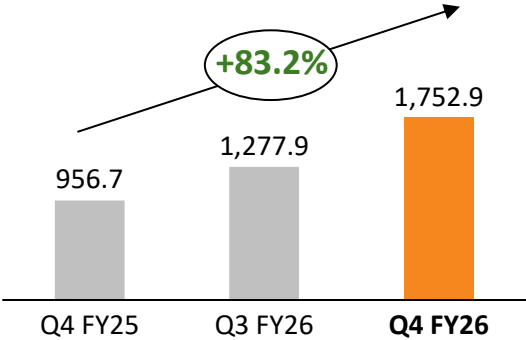
Ram Ratna Wires Ltd

Q4 & FY26- Financial Snapshot

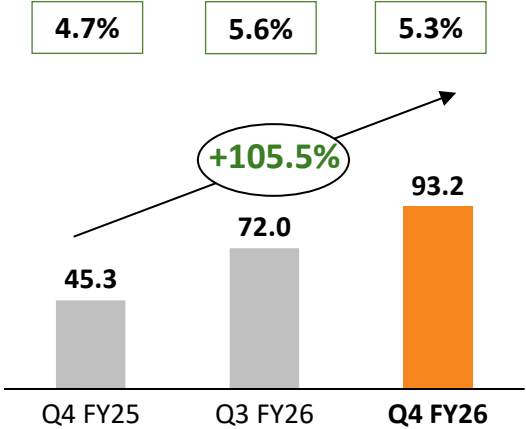
(Consolidated Rs. Crs)

Q4 FY26

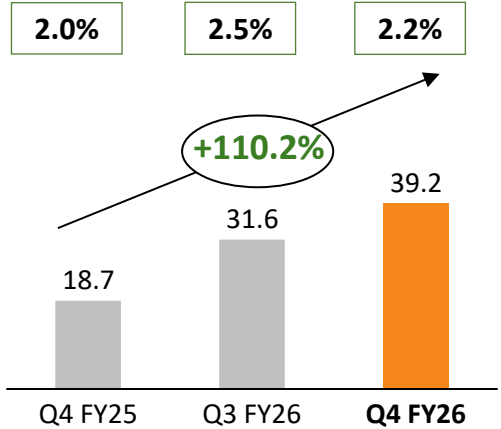
Revenue from Operations



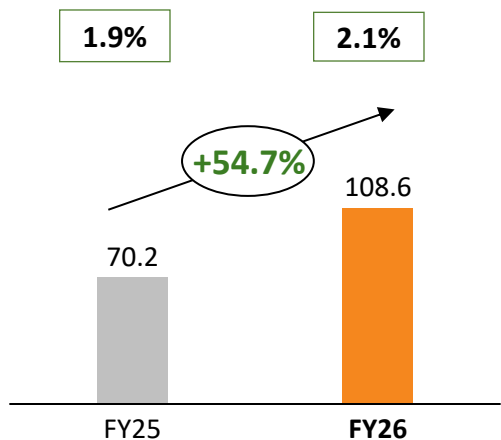
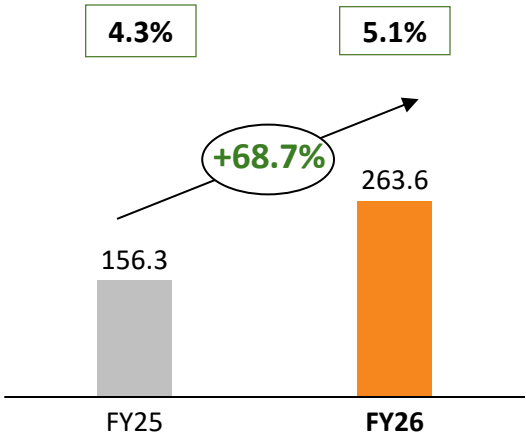
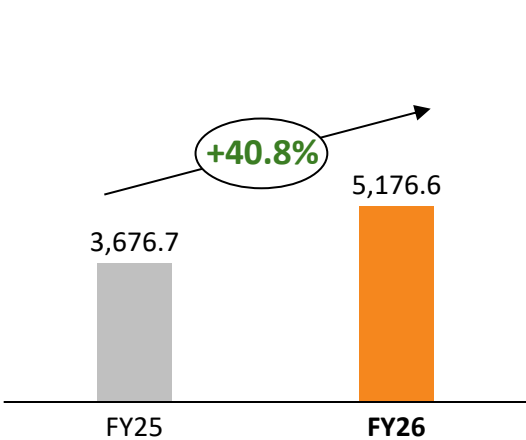
Operating EBITDA & EBITDA Margin (%)



PAT & PAT Margin (%)*



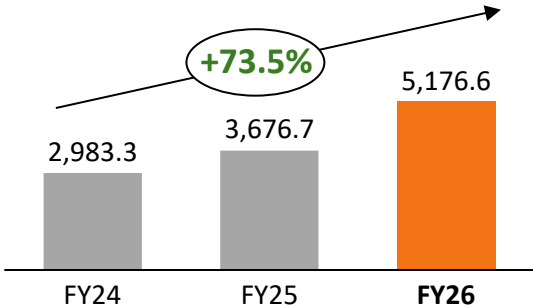
FY26



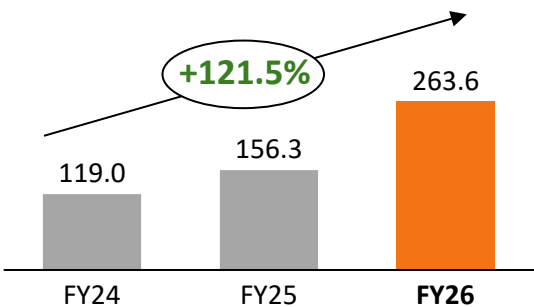
Robust Growth Trajectory – FY24 to FY26

(Consolidated Rs. Crs)

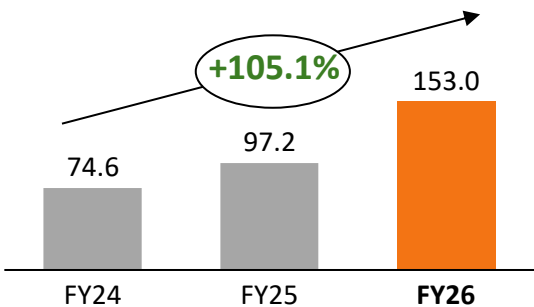
Revenue from Operations



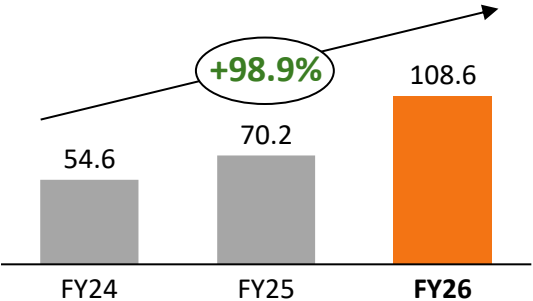
EBITDA



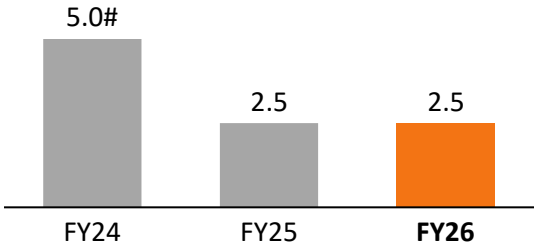
PBT



PAT



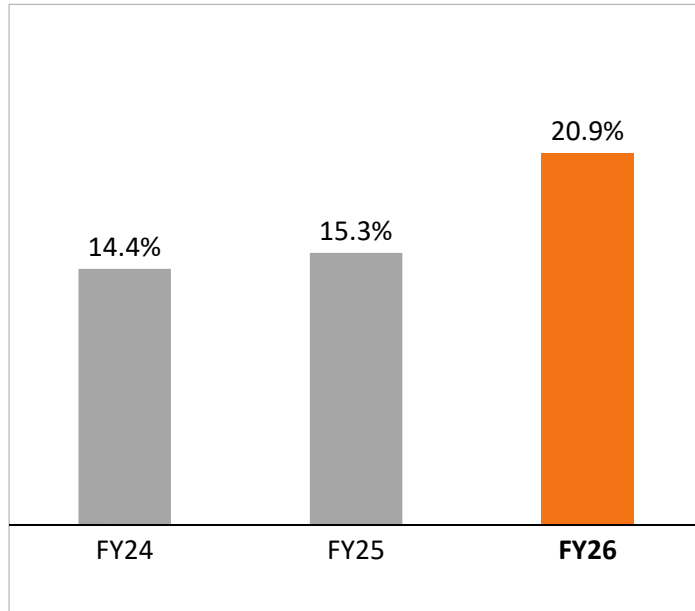
Dividend (Rs/Share)



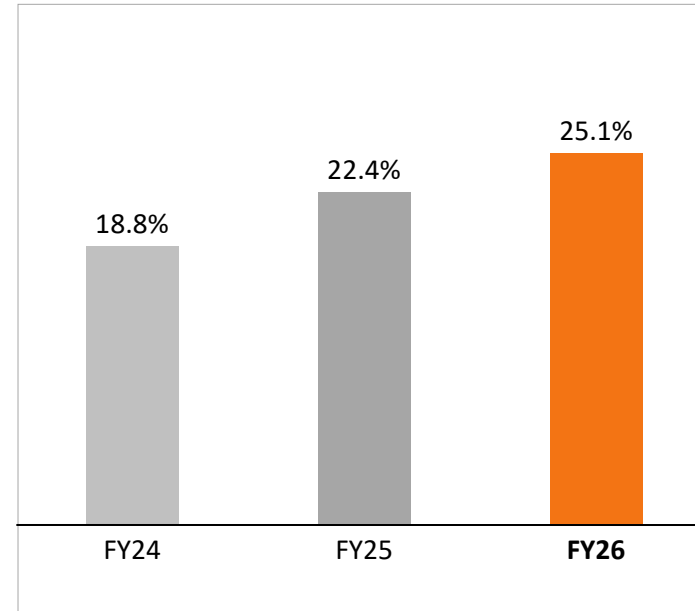
Rs. 2.50 Special interim & Rs 2.50 final dividend for FY23-24.

(Consolidated)

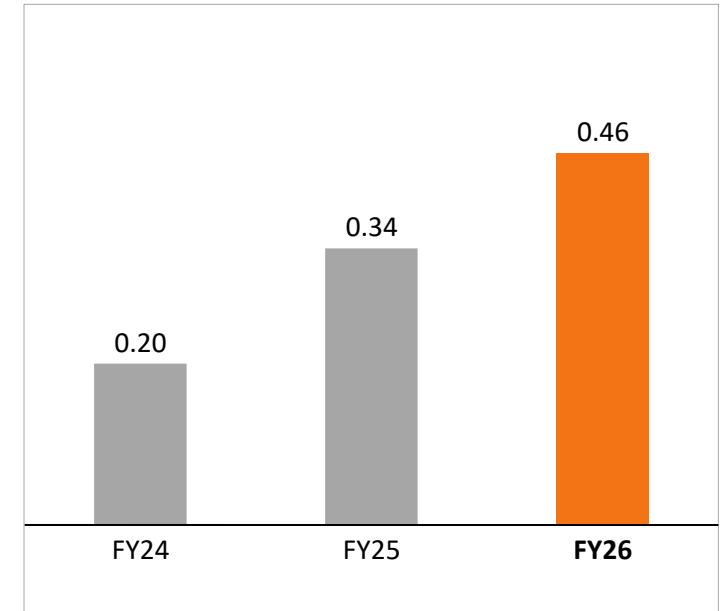
ROE



ROCE

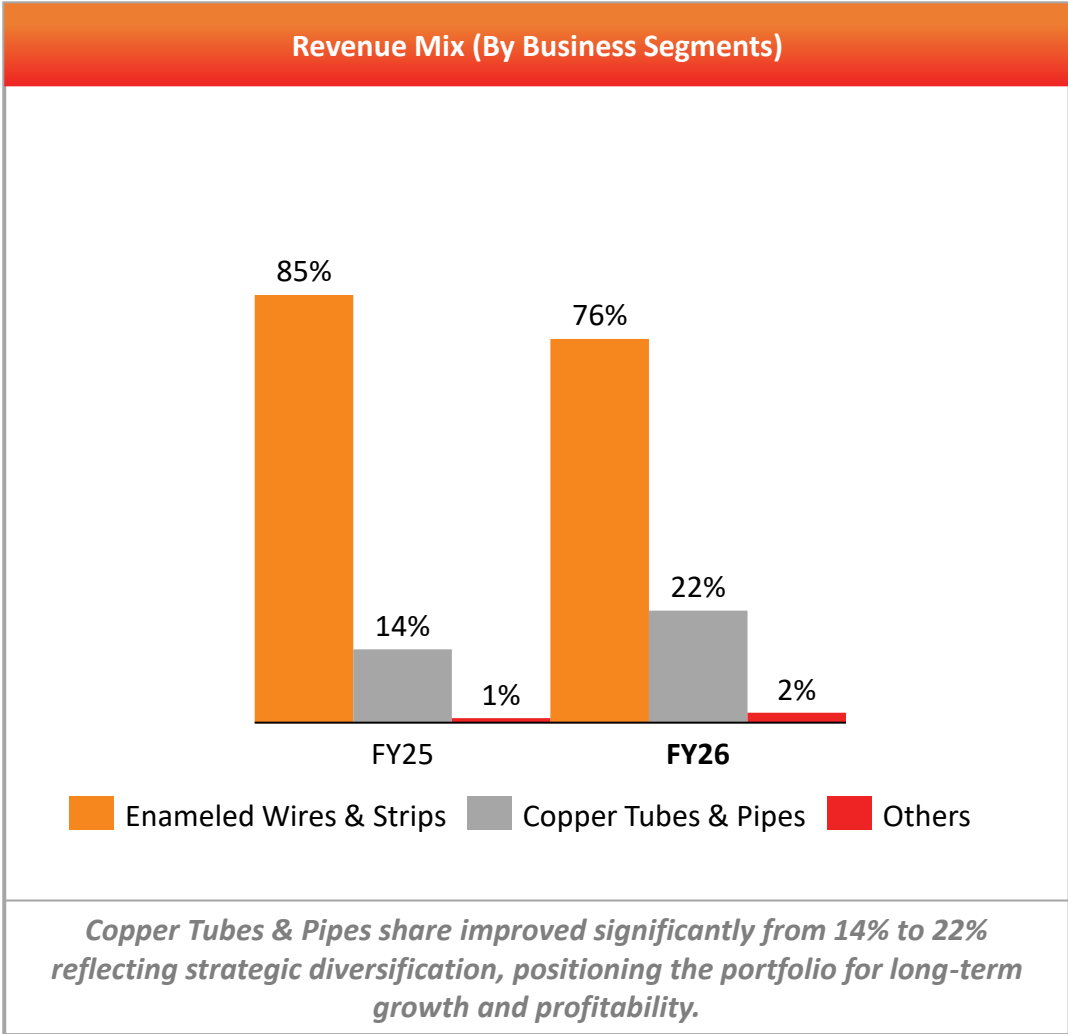
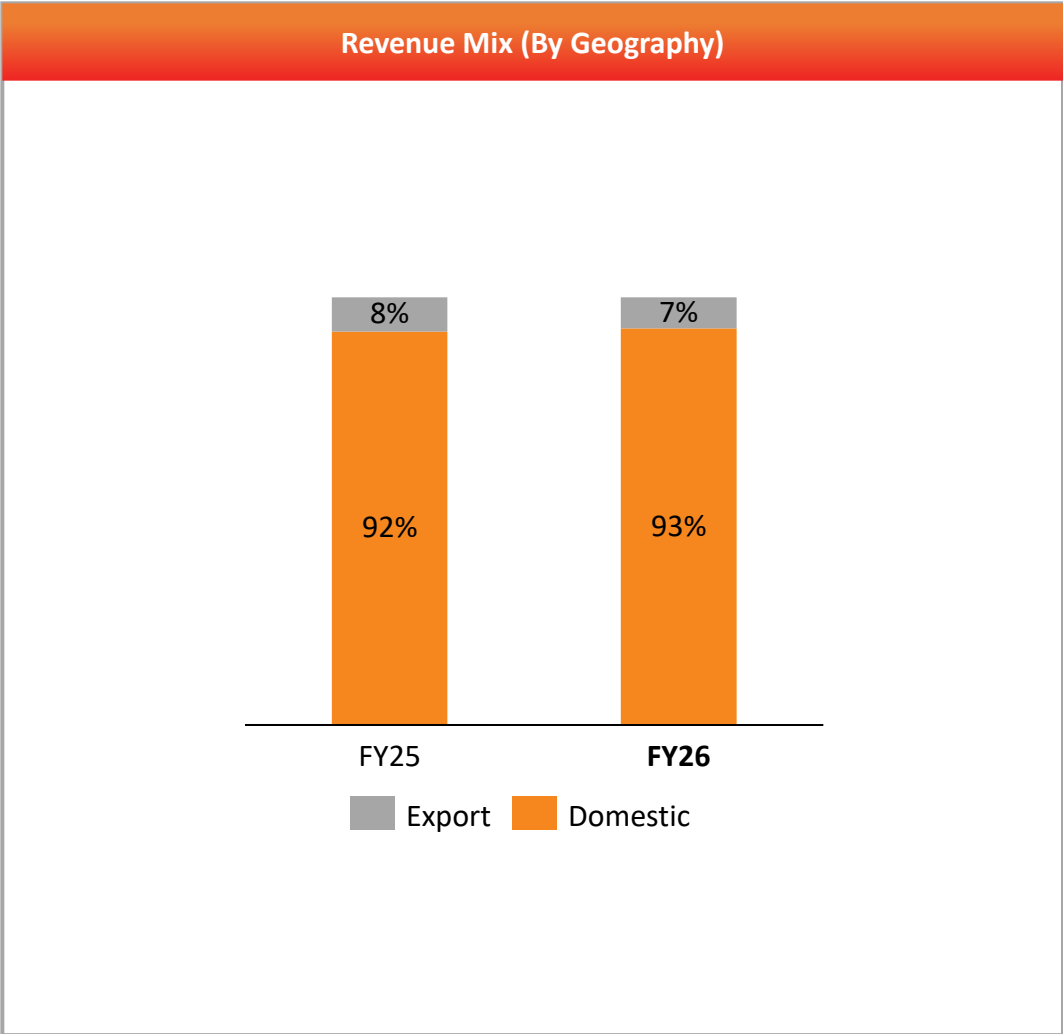


Net Debt/Equity Ratio*



* Net Debt/Equity Ratio= (Non-current Borrowings + Non-current Lease Liabilities- Cash & Cash Equivalents (incl. bank balances) / Total Equity

(Consolidated)



Consolidated Profit & Loss Statement- Q4 & FY26

Ram Ratna Wires Ltd

Profit & Loss Statement (INR. Crs)	Q4 FY26	Q4 FY25	Y-o-Y	Q3 FY26	Q-o-Q	FY26	FY25	Y-o-Y
Revenue from Operations	1,752.9	956.7	+83.2%	1277.9	+37.2%	5,176.6	3676.7	+40.8%
Gross Profit	168.5	96.6	+74.4%	138.4	+21.8%	522.4	335.9	+55.5%
GP %	9.6%	10.1%		10.8%		10.1%	9.1%	
Operating EBITDA	93.2	45.3	+105.5%	72.0	+29.4%	263.6	156.3	+68.7%
EBITDA %	5.3%	4.7%		5.6%		5.1%	4.3%	
PBT	57.4	29.6	+93.5%	42.4	+35.3%	153.0	97.2	+57.4%
PBT %	3.3%	3.1%		3.3%		3.0%	2.6%	
Profit for the period	39.2	18.7	+110.2%	31.6	+24.0%	108.6	70.2	+54.7%
PAT %	2.2%	2.0%		2.5%		2.1%	1.9%	

*Exceptional item of INR 3.6 crore pertains to provisions/adjustments related to implementation of new labor codes

Consolidated Balance Sheet- FY26

Ram Ratna Wires Ltd

EQUITY & LIABILITIES (INR. Crs)	FY26	FY25
Equity Share Capital	46.7	22.0
Other Equity	532.8	461.3
Non Controlling Interest	5.4	4.4
Total Equity	584.9	487.7
Financial Liabilities		
(i) Borrowings	265.3	191.0
(ii) Lease liabilities	18.2	0.0
(iii) Other Financial Liabilities	0.2	0.3
Provisions	4.5	1.8
Deferred Tax Liabilities (Net)	17.6	10.5
Deferred Income	12.8	11.1
Total Non-Current Liabilities	318.7	214.6
Financial Liabilities		
(i) Borrowings	388.8	105.2
(ii) Lease liabilities	2.8	8.7
(iii) Trade payables		
(a) Total outstanding dues of micro enterprises and small enterprises	2.3	11.2
(b) Total outstanding dues of creditors other than micro enterprises and small enterprises	638.9	413.6
(iv) Other Financial Liabilities	40.2	43.7
Provisions	1.2	1.2
Income tax liabilities (net)	1.0	3.8
Other Current Liabilities	14.6	10.6
Total Current Liabilities	1089.9	598.0
TOTAL EQUITY & LIABILITIES	1993.5	1300.4

ASSETS (Rs. Crs)	FY26	FY25
Property, Plant and Equipment	565.4	351.7
Capital work-in-progress	33.6	113.5
Goodwill	24.8	24.8
Intangible Assets	0.1	0.1
Right of use of Assets	48.9	27.8
Financial Assets		
(i) Investment in Joint Venture	15.8	19.0
(ii) Other Investments		
(iii) Loans	21.4	17.9
(iv) Other Financial Assets	2.1	2.9
Income Tax Assets (Net)	6.8	1.3
Other Non-Current Assets	22.6	29.0
Total Non-Current Assets	741.6	588.0
Inventories	486.1	233.7
Financial Assets		
(i) Investments	0.3	0.0
(ii) Trade receivables	640.6	390.1
(iii) Cash and cash equivalents	7.8	1.7
(iv) Bank balances other than (iii) above	6.0	22.2
(v) Loans	0.2	0.3
(vi) Other current financial assets	5.4	4.3
Other Current Assets	105.1	60.0
Assets held for sale	0.3	0.2
Total Current Assets	1252.0	712.4
TOTAL ASSETS	1993.5	1300.4



Company Overview

Ram Ratna Wires Ltd



Over **3** decades of
Manufacturing expertise



India's Leading
Manufacturer of winding wires & strips and
copper tubes & pipes



India's Only Manufacturer
Offering widest range of enamelled
wires (0.016 mm – 5.000 mm)



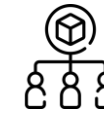
ROCE*
25.1%



**India's One of the Largest
Copper Tubes & Pipes Plant –
Bhiwadi**



**Extensive Distribution
Network**
PAN India



Supplies 70-75% Products
to Large OEMs

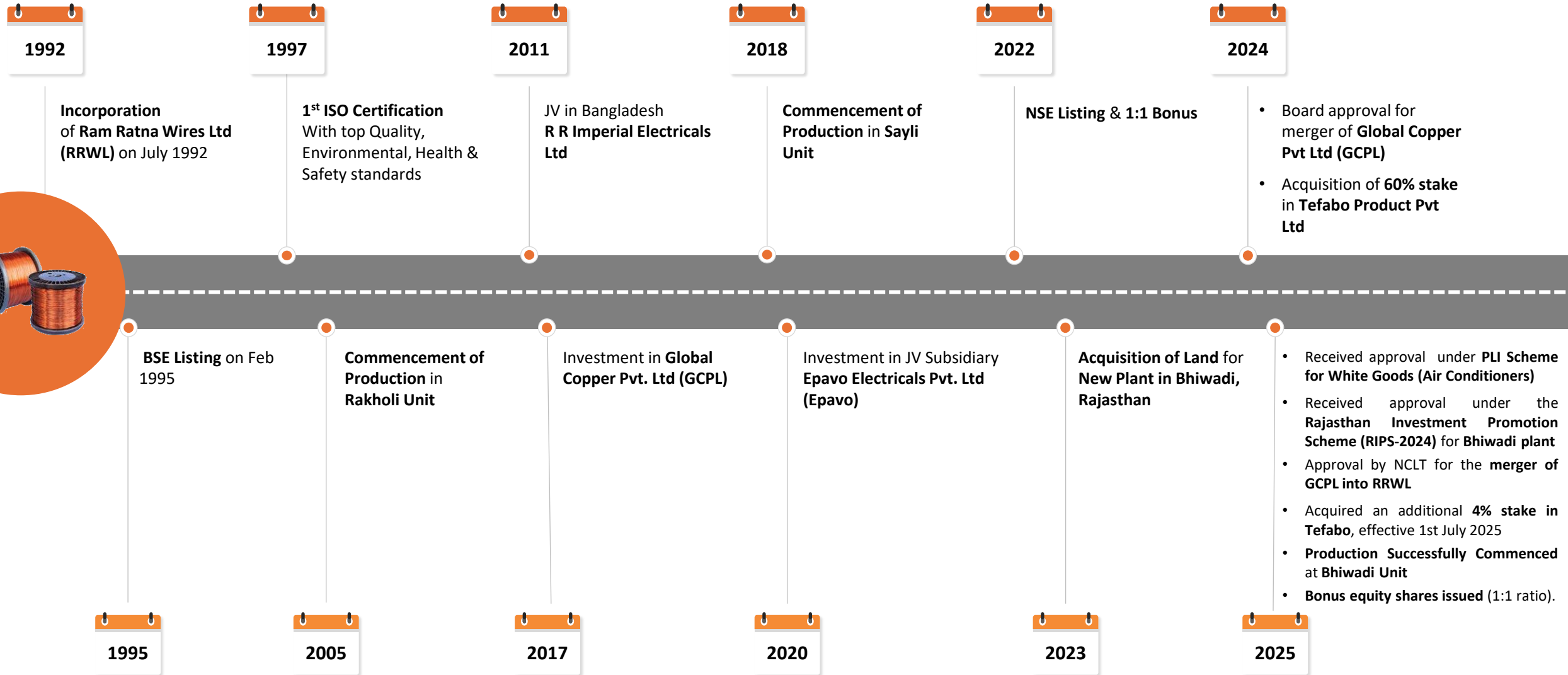


Investment in Capacity Building
continues to drive operational efficiency



Proven Track record **Revenue & PAT** growing at **CAGR**
(5 years) of 28% & 47% respectively

"From a Modest Electrical Trading Shop to India's Leading Winding Wire Manufacturer"



Enamelled Copper Wires

- Motors
- Transformers
- Generators
- Automotives
- Switch gear
- Wind Generators
- Fans



Copper Tubes & Pipes

- Air Conditioners
- HVAC, VRV/VRF
- Medical Tubing
- Plumbing and Water Distribution Systems
- Solar Water Heating Systems



Submersible Winding Wires

Submersible Pumps
Motors of all sizes



Paper Covered Strips

- Power Transformers
- Distribution transformers
- ACB, VCB



Enamelled Copper Strips

- Various types of Transformers
- Alternators
- MCB
- Heavy Motors



Bare Copper Strips

- Automotive Radiators
- Electrical Fittings and Terminals
- Heat Exchangers and Condensers
- Transformers and Earthing Systems



Enamelled Aluminum Wires

- Electronic Circuits
- Television Degaussing Coils
- Washing Machine Motors
- Fans and AC Compressors




Fine & Ultra Fine Enamelled Wires

- Relays
- Small Motors
- Automotive Sensors
- Stepper Motors
- Solenoids
- Wrist watches & Wall Clocks
- Wireless Chargers



Litz Wires

- Induction Heating plate
- High Frequency Transformers
- Wireless Chargers
- Electric Vehicle Chargers
- Medical Sterilization Equipments






India's one of the largest copper tubes & pipes plant established at Bhiwadi, driving growth in this segment



Revenue share from copper tubes & pipes rising significantly; strengthening overall portfolio contribution



Full-range Level Wound Coil (LWC) production successfully commenced; Inner Grooved Tubes (IGT) production currently in progress



RRWL is strategically positioned to become a leading domestic supplier in India's rapidly expanding copper tubes & pipes market, enabling large-scale import substitution while serving global and domestic HVAC demand

Building Scale



Reducing India's ~70% copper tube import dependency with the **India's one of the largest manufacturing facility at Bhiwadi, Rajasthan**



Current **capacity expansion** underway; backed by **state-of-the-art manufacturing**



Distribution presence **across 200+ cities** enabling rapid market penetration



Strong alignment with Make in India initiatives and **supply chain localization efforts**

Technology & Quality Excellence



Advanced **Cast & Roll technology** ensuring global quality competitiveness with IGT manufacturing setup



Equipped with **world-class testing infrastructure** sourced from leading **USA and German technology** providers, featuring online Eddy current testing & advanced Spectro analysis system



Protection against **copper LME and USD volatility**, enabling long-term partnerships with leading HVAC and appliance OEMs



IGT Copper Tube manufacturing is in progress and at evaluation stage



BLDC Motors

EPAVO Electricals Pvt. Ltd.
(50:50 Joint Venture with Epack Durable Ltd.)
Established in 2020

Applications:

- Ceiling Fans
- Electric motors and generators
- HVLS Fans



Fabricated Products

Tefabo Product Pvt. Ltd.
Acquired: 64% Stake

Applications:

- Wind Turbine Components
- Industrial Tanks
- Machine Parts
- Engineering Equipment

5 State of the art Manufacturing Plants

Current Capacity

3 PLANTS

Dadra & Nagar Haveli & Daman & Diu



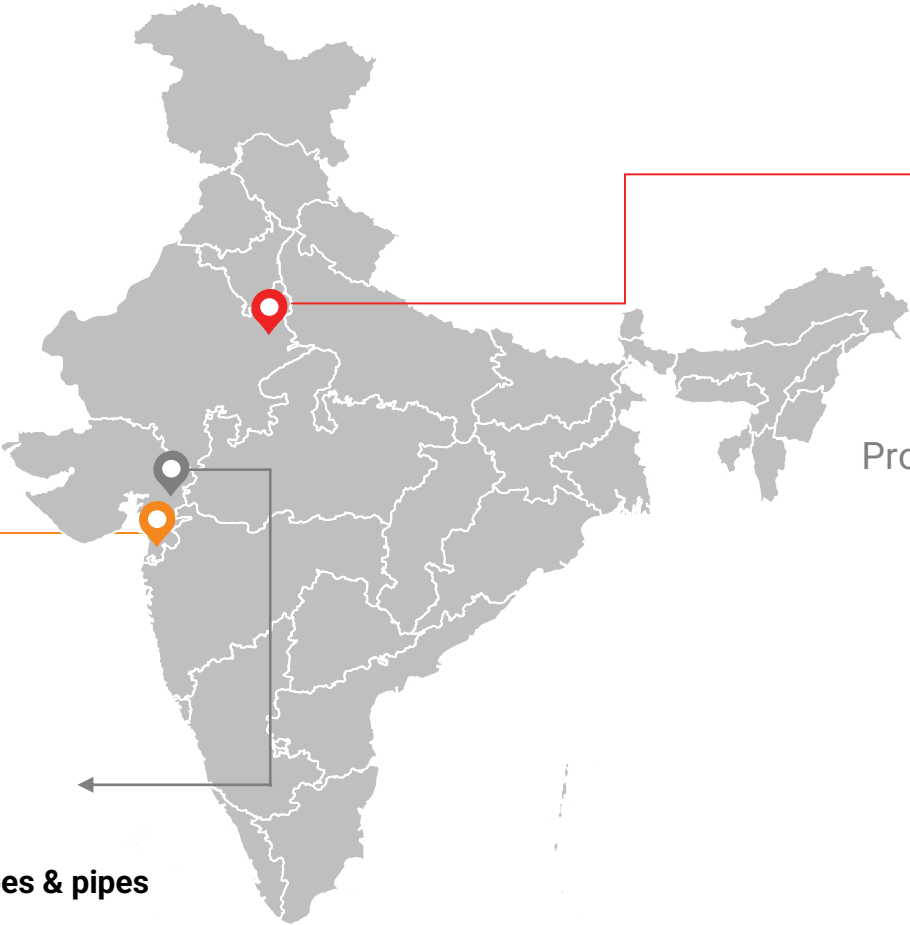
Product capabilities: Winding wires & strips

1 PLANT

Baroda, Gujarat

Global Copper Pvt. Ltd. (Now Merged with Ram Ratna Wires Ltd.)

Expansion activities in progress; strengthening copper tubes & pipes portfolio



New Expansion

1 PLANT

Bhiwadi, Rajasthan


India's one of the largest manufacturing facility



Product capabilities: Copper Tubes & Pipes

Our Esteemed Board of Directors

Ram Ratna Wires Ltd



Shri Rameshwarlal Kabra
Chairman Emeritus
Padma Shri Awardee (Trade & Industry - 2018)



Shri Tribhuvanprasad Kabra
Chairman



Shri Mahendrakumar Kabra
Managing Director



Shri Hemant Kabra
Joint Managing Director



Shri Sumeet Kabra
Executive Director



Shri Hitesh Laxmichand Vaghela
Executive Director



Shri Ramesh Chandak
Independent Director



Shri Ashok Kumar Goel
Independent Director



Smt. Payal Agarwal
Independent Director



Shri Ankit Kedia
Independent Director



Shri Sanjay Agarwal
Independent Director

Strong Management Team

Ram Ratna Wires Ltd



Shri Satish Kumar Agarwal
Strategic Advisor

Associated with the R R Group for over three decades, he is a CA and expert in financial strategy and tax planning, played a vital role in setting-up all the manufacturing facilities & lead public issue in 1995



Shri Iqbal Singh Saggi
Senior Vice President- Finance
& Chief Financial Officer *

CA by qualification with 23+ years of experience in treasury, finance operations, strategic planning, capital structuring, and regulatory compliance, with strong expertise in M&A, fundraising, and profitability enhancement.



Shri Rajeev Maheshwari
Senior Vice President –
Accounts & Taxation *

CA by qualification with the overall F&A responsibility; instrumental in ERP implementation, Automation & SOPs. He has been associated with us for more than a decade



Shri Saurabh Gupta
Asst. General Manager –
Company Secretary

CA & CS by qualification ensuring strict Corporate Governance & Secretarial Compliances. He has been associated with us for over a decade



Shri Vijay Chandak
Senior Vice President Development

B.E. in Metallurgy and DBM by qualification. He has been associated with us for over two decades and has work experience of more than 35 years in the areas of projects planning and implementation



Shri Nimesh Kapoor
Senior Vice President – Marketing

Commerce graduate and Diploma holder in Electronics & Hardware Technology, with extensive experience in the copper wire and automotive sectors. He has been associated with us for over a decade



Shri Sudhir Kasat
Vice President

He has over 35 years of experience in the electrical industry, with expertise in sales and marketing of wires and cables across domestic and international markets. He previously served as VP at GCPL, now merged with the Company



Shri Smt. Usha Vaghela
Vice President
(Copper Tube Division Vadodara)

She is a seasoned professional with deep expertise in supply chain and plant operations. As Sr. Manager at GCPL, now merged with the Company, she led plant operations with strategic foresight



Shri Raj Narayan Singh
General Manager -Works

Diploma in Electrical by qualification. He has been associated with us for over four decades, overseeing machinery, processes & manufacturing



Shri Amrut Kajrekar
General Manager- Tech Cell

Associated with us for more than two decades, he is a Science graduate and Diploma holder in Electrical Insulation Technology, specialized in QMS, Automation & Research & Development

Trust



Reliable supplier in Automotive industry



American certifying Lab approval



Quality & Specifications approved for applications in Indian Railway

We are the proud member of ACMA with IATF 16949:2016 certification, it takes us way ahead of our competitors

Assurance



With top Quality, Environmental, Health & Safety standards

Associations



Building a Strong Brand Presence through Strategic Associations and Partnerships



JV & Subsidiary Product Portfolio

Ram Ratna Wires Ltd

Joint Venture with Epack Durable Ltd

Incorporated in 2020, Epavo Electricals Private Limited (EEPL) is India's youngest BLDC motor manufacturer for global markets. EEPL is a 50:50 joint venture between Ram Ratna Wires Ltd. and Epack Durable Limited, backed by rich experience in electrical and appliance products such as winding wires & strips and copper tubes & pipes, Air conditioners, Mixer Grinders with wide technical know-how in customized development and manufacturing.

With its foundation rooted in a strong partnership, Epavo is well-positioned to continue advancing in the electrical solutions sector, offering innovative and high-quality products and services.

Our Products




BLDC Motors for Air conditioners

- India manufactures 13 to 14 million air conditioners annually, with over 85% of components imported from countries like China, Vietnam, and Hong Kong.
- EPAVO, registered under the Govt's PLI scheme, provides energy-efficient BLDC motors (15W to 45W) tailored for India's air conditioner OEMs and contract manufacturers, reducing reliance on imports.



BLDC Ceiling Fan Motors & Kit

- The new BEE star rating system has downgraded many ceiling fans from 5-star to 1-star, increasing the demand for greater energy efficiency.
- EPAVO's BLDC motors consume only 27W to 28W, significantly less than the 75W to 85W of traditional fans, meeting BEE's 5-star standards while providing exceptional energy savings and maintaining strong air delivery.



HVLS Fans

- HVLS (High Volume, Low Speed) fans are seeing strong demand growth in India, driven by industrial expansion, warehousing, logistics, agriculture, and large commercial spaces.
- The market is projected to grow at a CAGR of ~6-7% from 2026–2032, with adoption boosted by energy efficiency, sustainability goals, and smart technology integration.

About the Business (Acquired 64%)



Founded: 2018



Core Business: Renewable energy-focused contract manufacturing (Wind sector dominant)



Key Segment: Tower internals for wind turbines



Customers: Almost all major OEMs in India in the wind energy segment



Market Position: Holds 30–40% of the market in key product segments

Manufacturing Facilities



Current Capacity

Bangalore, Karnataka
Capacity: ~40 towers/month



New Expansion

Vadodara, Gujarat

Key Developments & Future Growth Drivers

- ❑ New capacity being added at Vadodara, Gujarat to meet growing demand. Expansion planned in two phases; Phase 1 to deliver 20 towers/month, Phase 2 to add another 20 towers/month upon achieving Phase 1 scale
- ❑ Demo small wind turbine to be installed at Chikmagalur in Q1; European tech transfer agreement in progress
- ❑ Diversification into nacelle parts manufacturing alongside tower internals; strengthening product portfolio.



Key Growth Drivers

Ram Ratna Wires Ltd



Market Opportunity

Global market exceeds **USD 70 Bn** by 2032

India market growing at **16–17% CAGR**

Rising AC penetration & cooling demand

Manufacturing shift driving localization



Long-Term Demand Drivers

Urbanization driving demand for HVAC and plumbing applications

Focus on energy efficiency and sustainability

Strong policy support for domestic manufacturing



Strategic Vision

To be preferred domestic and export supplier

Leverage India's emergence as a global HVAC manufacturing hub

India's electrification & manufacturing growth driving demand for winding wires & strips



Industrial Growth

- India's winding wire market benefiting from structural electrification trends
- Strong demand from transformers, motors, generators & HVAC systems
- Renewable energy, modernizing power distribution & transmission, consumer electronics supporting growth.



Domestic Manufacturing Expansion

- PLI schemes and "Make in India" accelerating localization
- Increasing domestic production of transformers, motors & electrical equipments
- Capacity expansion across power and industrial sectors supporting demand.



EV Adoption Supporting Demand

- Rapid EV penetration across 2W, 3W, PVs & commercial vehicles
- Higher copper intensity in EVs vs ICE vehicles increasing winding wire demand
- Electrification trends across mobility supporting long-term growth opportunity.

Transformers



- The **India Power Transformers Market** was valued at **USD 2.51 Billion in 2025**, and is expected to reach **USD 4.02 Billion by 2031**, rising at a **CAGR of 8.02%**
- **India's transformer market** is set for strong growth, driven by rising power demand, manufacturing, electrification, and the **500 GW green energy target by 2030**, with **Rs. 4.75 trillion in power transmission investments** expected by **2027**

Rotating Machines



- **India's electric motor market** is set to grow at an impressive **compound annual growth rate (CAGR) of 11% from 2025 to 2034**, driven primarily by expanding industrialization
- The demand for rotating machines in India is surging due to the **rise in industrial automation** and the **necessity for energy efficient motors**.

Meters



- As of **Dec 2025**, India has installed about **39 Mn smart meters** under the **RDSS Scheme**, with a total of **52.8 Mn smart meters installed nationwide** across all schemes
- India is on track to become **the largest market for smart electricity meters by 2030**, in terms of both annual shipments and revenue.

Significant Export Expansion



- The **electrical and electronics sector in India** is set to **expand to a USD 130 billion market** with exports reaching **USD 25 billion by 2030**, highlighting increased global demand for Indian electrical equipment and enhanced international participation.



Historical Performance

Ram Ratna Wires Ltd

Historical Consolidated Profit & Loss Statement

Ram Ratna Wires Ltd


Profit & Loss Statement (INR. Crs)	FY26	FY25	FY24	FY23
Revenue from Operations	5176.6	3,676.7	2,983.3	2,649.6
Cost of Materials Consumed	4,821.1	3,355.4	2690.1	2455.5
Purchase of stock-in-trade	41.2	19.4	0.2	0.0
Changes in Inventories of Finished Goods and Work in Progress	-208.1	-33.9	22.8	-51.7
Gross Profit	522.4	335.9	270.1	245.8
GP %	10.1%	9.1%	9.1%	9.3%
Employee Benefits Expense	96.5	66.9	55.5	47.6
Other Expenses	162.2	112.7	95.7	89.5
EBITDA	263.6	156.3	119.0	108.7
EBITDA %	5.1%	4.3%	4.0%	4.1%
Other Income	18.5	17.8	15.0	6.9
Depreciation and Amortisation Expense	37.9	22.1	19.7	18.5
EBIT	244.2	152.0	114.3	97.2
Finance Costs	83.8	53.7	40.0	33.0
Share of Profit of Joint Venture (net of tax)	-3.9	-1.1	0.3	0.3
Profit before exceptional items and tax	156.5	97.2	74.6	64.4
Exceptional items	3.6	0.0	0.0	0.0
Profit before tax	153.0	97.2	74.6	64.4
Total Tax Expense	44.4	27.0	20.0	17.4
Profit for the period	108.6	70.2	54.6	47.0
PAT %	2.1%	1.9%	1.8%	1.8%

Historical Consolidated Balance Sheet

Ram Ratna Wires Ltd

EQUITY & LIABILITIES (INR. Crs)	Mar-26	Mar-25	Mar-24	Mar-23
Equity Share Capital	46.7	22.0	22.0	22.0
Other Equity	532.8	461.3	404.2	289.6
Non Controlling Interest	5.4	4.4	4.6	14.2
Total Equity	584.9	487.7	430.7	325.8
Financial Liabilities				
(i) Borrowings	265.3	191.0	102.4	96.4
(ii) Lease liabilities	18.2	0.0	11.2	0.4
(iii) Other Financial Liabilities	0.2	0.3	0.3	0.2
Provisions	4.5	1.8	1.5	1.2
Deferred Income	12.8	11.1	0.8	0.1
Deferred Tax Liabilities (Net)	17.6	10.5	4.4	21.1
Total Non-Current Liabilities	318.7	214.6	120.6	119.4
Financial Liabilities				
(i) Borrowings	388.8	105.2	125.2	169.5
(ii) Lease liabilities	2.8	8.7	10.4	0.2
(iii) Trade payables				
(a) Total outstanding dues of micro enterprises and small enterprises	2.3	11.2	1.8	4.5
(b) Total outstanding dues of creditors other than micro enterprises and small enterprises	638.9	413.6	241.7	187.7
(iv) Other Financial Liabilities	40.2	43.7	9.5	8.0
Provisions	1.2	1.2	2.0	1.5
Income Tax Liabilities (Net)	1.0	3.8	0.3	1.7
Other Current Liabilities	14.6	10.6	9.7	10.4
Total Current Liabilities	1089.9	598.0	400.7	383.5
TOTAL EQUITY & LIABILITIES	1993.5	1,300.4	952.0	828.7

ASSETS (INR. Crs)	Mar-26	Mar-25	Mar-24	Mar-23
Property, plant and equipment	565.4	351.7	171.8	143.1
Capital work-in-progress	33.6	113.5	28.6	3.5
Goodwill	24.8	24.8	0.0	1.4
Intangible Assets	0.1	0.1	1.7	2.1
Right-of-use Assets	48.9	27.8	40.6	0.6
Financial Assets				
(i) Investments in Joint Venture	15.8	19.0	5.9	5.6
(ii) Other Investments	0.0	0.0	0.0	68.9
(iii) Loans	21.4	17.9	0.1	0.1
(iv) Other Financial Assets	2.1	2.9	0.9	0.7
Income Tax Assets (Net)	6.8	1.3	7.8	1.1
Other non-current assets	22.6	29.0	48.1	14.6
Total Non - Current Assets	741.6	588.0	305.7	241.7
Current Assets				
Inventories	486.1	233.7	195.9	187.0
Financial Assets				
(i) Investments	0.3	0.0	37.4	5.0
(ii) Trade receivables	640.6	390.1	322.7	341.4
(iii) Cash and cash equivalents	7.8	1.7	1.9	8.6
(iv) Bank balances other than (iii) above	6.0	22.2	21.9	1.7
(v) Loans	0.2	0.3	0.3	0.2
(vi) Other current financial assets	5.4	4.3	6.4	0.6
Assets held for Sale	0.3	0.2	4.5	11.1
Other current assets	105.1	60.0	55.5	31.5
Total Current Assets	1252.0	712.4	646.4	587.0
TOTAL ASSETS	1993.5	1,300.4	952.0	828.7



Ram Ratna Wires Limited
CIN: L31300MH1992PLC067802
Name – Mr. Saurabh Gupta
Designation – AGM - Company Secretary
Email – investorrelations.rrwl@rrglobal.com



Ms. Prachi Ambre
Prachi.ambre@in.mpms.mufg.com

Mr. Irfan Raean
irfan.raean@in.mpms.mufg.com

Meeting Request [Link](#)
Website: <https://in.mpms.mufg.com/>